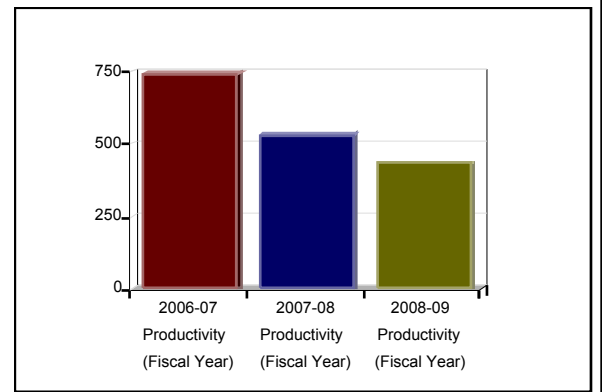
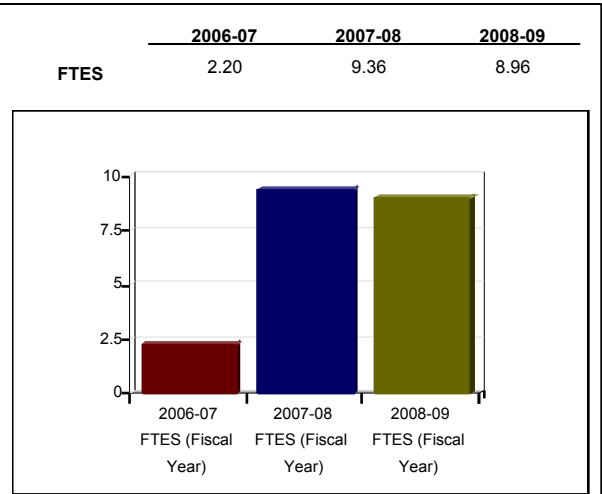


Dimension	Actual		
	2006-07	2007-08	2008-09
Enrollment/Grades (Fiscal Year)	25	114	147
WSCH (Fiscal Year)	99	421	400
Productivity (Fiscal Year)	743	527	432
Retention % (Fiscal Year)	88%	91%	98%
Success % (Fiscal Year)	88%	87%	86%
Classroom Teaching FTEF (Academic Yr)			
Full-time FTEF			0.10
PT/Overload FTEF	0.04	0.27	0.21
Total FTEF	0.04	0.27	0.31
Percent Full-time			32%
Reassigned FTEF	0.00	0.00	0.00
Number of Sections (Fiscal Yr)	1	5	5
% Vocational Education	100%	100%	100%
% Transferable	100%	100%	100%
% Degree Applicable	100%	100%	100%
% Non-Basic Skills	100%	100%	100%



Success Rates, Fiscal Year 2008-09

Definitions

Dimension	Distribution		Success	Non-success	Withdraw	Percent Success	Percent Non-success	Percent Withdraw
	Count	Col %						
Ethnicity								
Asian	31	21	29	2	0	94	6	0
Black	10	7	6	3	1	60	30	10
Filipino	5	3	3	2	0	60	40	0
Hispanic	13	9	12	1	0	92	8	0
Multiple Ethnicity	1	1	1	0	0	100	0	0
Pac Islander	1	1	0	0	1	0	0	100
White	65	44	56	9	0	86	14	0
Other	1	1	1	0	0	100	0	0
Unrecorded	20	14	18	1	1	90	5	5
Total	147	100	126	18	3	86	12	2
Gender								
Female	128	87	113	13	2	88	10	2
Male	19	13	13	5	1	68	26	5
Total	147	100	126	18	3	86	12	2
Age								
19 or less	6	4	6	0	0	100	0	0
20 - 24	32	22	27	4	1	84	13	3
25 - 29	12	8	11	1	0	92	8	0
30 - 34	16	11	16	0	0	100	0	0
35 - 39	16	11	13	2	1	81	13	6
40 - 49	31	21	23	8	0	74	26	0
50 +	34	23	30	3	1	88	9	3
Total	147	100	126	18	3	86	12	2

Enrollment/Grades:
Sum of end-of-term grade count including Ws.

WSCH:
Sum of quarterly End-of-Term Weekly Student Contact Hours.

FTEF:
Full Time Equivalent Student

Retention %:
Number of students receiving a successful or non-successful grade / total number of students receiving a grade.

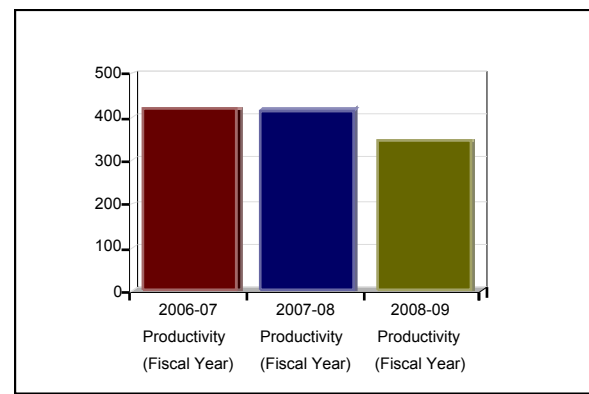
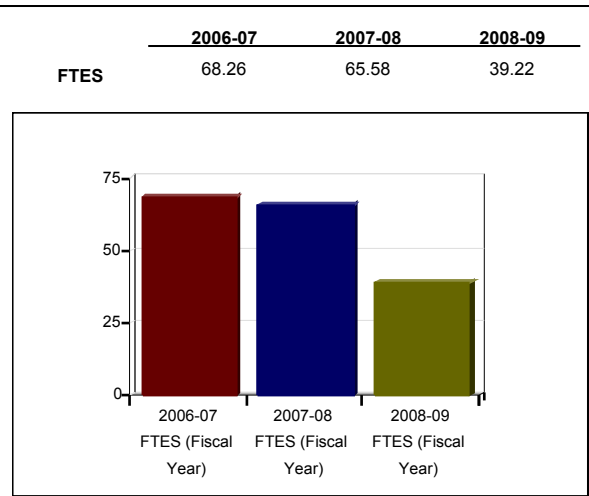
Success %:
Number of students receiving an A,B,C or CR grade / total number of students receiving a grade.

FTEF:
Sum of teaching load factors for Fall, Winter, and Spring quarters by assignment type, excluding reassignments.

Productivity:
Four-term total WSCH / four-term total FTEF, excluding reassignments.

Reassigned FTEF:
Sum of load in 994, 995, 998, and 999 courses.

Dimension	Actual		
	2006-07	2007-08	2008-09
Enrollment/Grades (Fiscal Year)	781	741	477
WSCH (Fiscal Year)	3,072	2,951	1,765
Productivity (Fiscal Year)	417	414	345
Retention % (Fiscal Year)	96%	97%	94%
Success % (Fiscal Year)	95%	96%	90%
Classroom Teaching FTEF (Academic Yr)			
Full-time FTEF	0.76	0.63	0.55
PT/Overload FTEF	1.42	1.47	0.88
Total FTEF	2.18	2.10	1.43
Percent Full-time	35%	30%	39%
Reassigned FTEF	0.00	0.00	0.00
Number of Sections (Fiscal Yr)			
% Non-Vocational	3%		
% Transferable	56%	60%	55%
% Degree Applicable	76%	77%	74%
% Non-Basic Skills	100%	100%	100%



Success Rates, Fiscal Year 2008-09

Definitions

Dimension	Distribution		Success	Non-success	Withdraw	Percent Success	Percent Non-success	Percent Withdraw
	Count	Col %						
Ethnicity								
Asian	138	29	124	9	5	90	7	4
Black	19	4	17	2	0	89	11	0
Filipino	7	1	4	0	3	57	0	43
Hispanic	36	8	30	3	3	83	8	8
Multiple Ethnicity	8	2	8	0	0	100	0	0
White	188	39	175	3	10	93	2	5
Other	7	1	7	0	0	100	0	0
Unrecorded	74	16	65	2	7	88	3	9
Total	477	100	430	19	28	90	4	6
Gender								
Female	413	87	381	9	23	92	2	6
Male	64	13	49	10	5	77	16	8
Total	477	100	430	19	28	90	4	6
Age								
19 or less	8	2	6	2	0	75	25	0
20 - 24	70	15	64	2	4	91	3	6
25 - 29	43	9	41	1	1	95	2	2
30 - 34	46	10	38	2	6	83	4	13
35 - 39	19	4	14	1	4	74	5	21
40 - 49	113	24	98	8	7	87	7	6
50 +	178	37	169	3	6	95	2	3
Total	477	100	430	19	28	90	4	6

Enrollment/Grades:
Sum of end-of-term grade count including Ws.

WSCH:
Sum of quarterly End-of-Term Weekly Student Contact Hours.

FTEF:
Full Time Equivalent Student

Retention %:
Number of students receiving a successful or non-successful grade / total number of students receiving a grade.

Success %:
Number of students receiving an A,B,C or CR grade / total number of students receiving a grade.

FTEF:
Sum of teaching load factors for Fall, Winter, and Spring quarters by assignment type, excluding reassignments.

Productivity:
Four-term total WSCH / four-term total FTEF, excluding reassignments.

Reassigned FTEF:
Sum of load in 994, 995, 998, and 999 courses.